

# K O B E

## WELCOME COUPON

平成29年度版  
2017.4.1  
2018.3.31



### What is the Kobe Welcome Coupon?

It is a ticket that gives foreign tourists discounts and other complimentary services from the listed establishments. You must bring this coupon to receive benefits.

### [Precaution on use]

Please cut out this coupon to use (Copies are also accepted.)  
Coupons that have been downloaded from the Internet and printed are also valid.

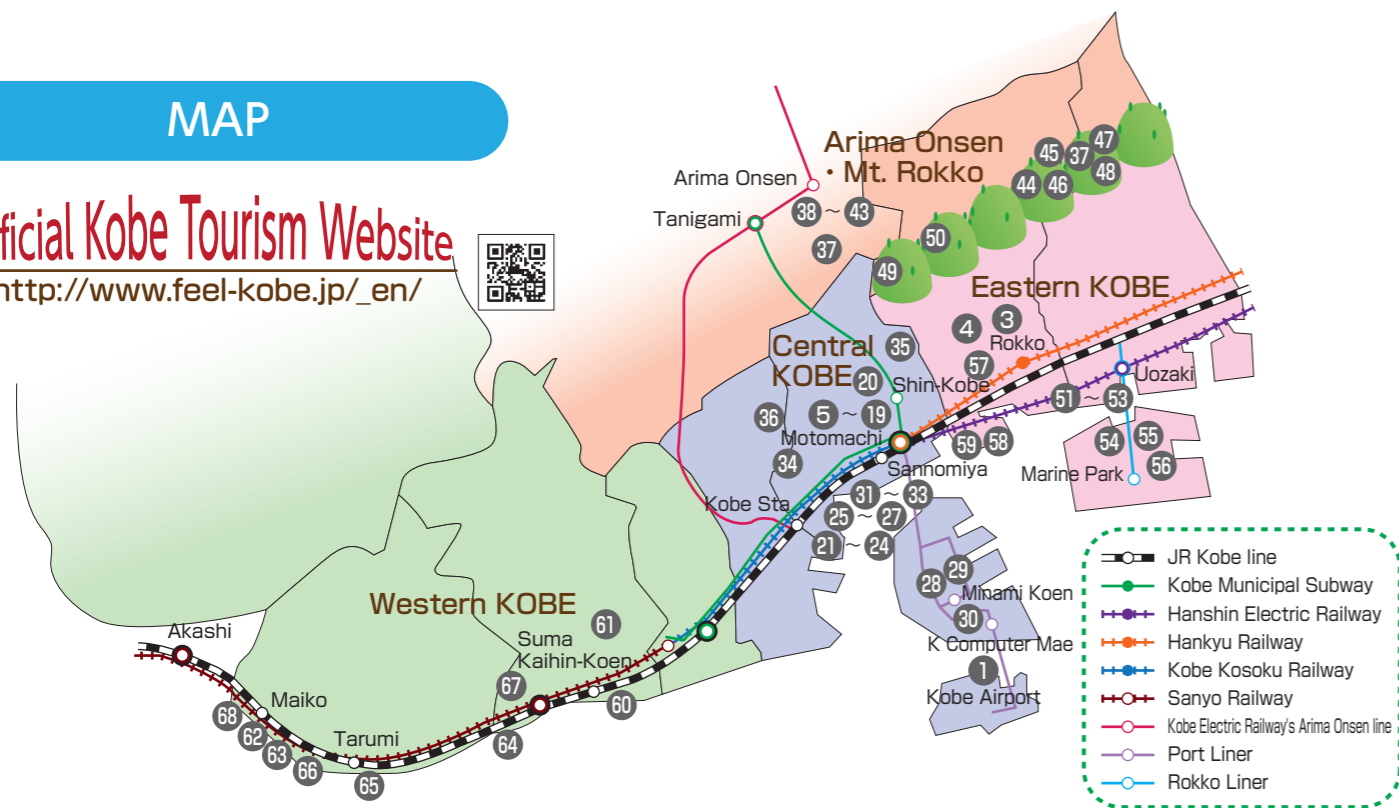
- You may be asked to show your passport (or a copy of your passport). If you do not show your passport, you may be denied the discount or complimentary service.
- To receive a discount or complimentary service, cut out and submit the coupon.  
(One cut out coupon is valid for one user)
- **Coupons cannot be used in combination with other discounts.**
- This information is valid as of March 31, 2017. Fees and details may change without notice.

### 登録施設のご担当者様へ

本パンフレットを提示の方に、割引等優待サービスをお願いします。  
●クーポン券1枚につき、1名有効と記載してありますが、クーポンが足りない場合等、弾力的な対応を心がけてください。また、クーポンの使用枚数は定期的に集計させていただきます。  
●クーポンは他の割引と併用不可としています。  
●外国人観光客(利用者)に対して、「使用する際に、パスポート(あるいはコピー)の提示を求める場合があり、提示のない場合、割引等優待サービスを受けられないことがある」と注意書きをしております。(各施設において、弾力的な対応を心がけてくださいますようお願いいたします)

## MAP

official Kobe Tourism Website  
[http://www.feel-kobe.jp/\\_en/](http://www.feel-kobe.jp/_en/)



## Transportation

### 1 KOBE-KANSAI AIRPORT BAY SHUTTLE

**Benefit : One-way fare 45%OFF [discount fare: Adult 1,000yen, Child 500 yen] (until March 31, 2018)**  
※ Only for foreign tourists visiting Japan  
※ Passport must be presented.

Tel : 078-304-0033 (Reservation: 9:00 to 18:00)  
Hours : First departure from Kobe: 5:30 Last departure from KIX: 0:00  
Closed : Open all year round.  
Fee : Regular fare: 1,850 yen for adults and 930 yen for children (one-way ticket)  
\*Port Liner package ticket (1850 yen) \*For passengers departing from KOBE, please purchase the ticket at Information of Port Liner Sannomiya sta.  
Access : 2 to 3 min. by shuttle bus and 5 to 6 min. walk from Port Liner "Kobe Airport" sta.



### 2 CITY LOOP BUS

**Benefit : 210 yen per ride**  
(not valid in combination with any other discount).  
\*Pay the fare when getting off.  
\*\*Cut out and give the coupon together with a fare of 210 yen to the guide in the bus when you get off.

Hours : Weekday: 9:00- around 17:30, Weekends&Holidays: 9:00- around 19:00  
One-Loop approx. 65min/ bus service at interval of about 17min on weekdays and 13min on weekends & holidays (weekends & holidays 20-30min intervals after 17:20)  
Fee : Per ride: 260 yen for adults and 130 yen for children (under 12 years of age).  
Day pass: 660 yen for adults and 330 yen for children (under 12 years of age).  
\*get "Day Pass" and save money if you will ride 4 or more in a day.



### 3 ROKKO CABLE CAR

**Benefit : 20% discount on one-way fare**


Tel : 078-861-5288  
Hours : 7:10 (first departure) to 21:10 (last departure)  
Closed : Open all year round  
Fee : Round-trip fare: 1,000 yen for adults and 500 yen for children  
One-way fare: 590 yen for adults and 300 yen for children  
Access : Take City Bus No. 16 and get off at "Rokko Cable Shita."



### 4 MAYA VIEW LINE (MAYA CABLE CAR, ROPEWAY)

**Benefit : 20% discount on the fare**

Tel : 078-861-2998  
Hours : 10:00 to 17:30 on Monday, Wednesday and Thursday from Mar.20 - Jul.19, Sep.1 - Oct.31, and Nov.1 - Mar.19  
10:00 to 20:50 on Friday, Saturday, Sunday, and public holidays from Mar.20 - Jul.19 and Sep.1 - Oct.31  
10:00 to 20:50 Every day from Jul.20 - Aug.31  
10:00 to 19:50 on Friday, Saturday, Sunday, and public holidays from Nov.1 - Mar.19  
Closed : Tuesdays (or the following day if a holiday falls on Tue.) (Closed for approx. 2 weeks around January and February for inspections.) \*Open everyday from Jul.20 - Aug.31  
Fee : Maya Cable sta. to Hoshinoeki sta.  
Round-trip fare: 1,540 yen for adults and 770 yen for children (all lines)  
One-way fare: 880 yen for adults and 440 yen for children (all lines)  
Access : Take City Bus No. 18 and get off at "Maya Cable Shita" sta.



## Central KOBE

5 » 36

### 5 WEATHERCOCK HOUSE (KAZAMIDORINO YAKATA)

**Benefit : 10% discount on the admission fee (except for a combined ticket for Weathercock House and Moegi house)**

Tel : 078-242-3223  
Hours : 9:00 to 18:00 (Last admission 17:45)  
Closed : First Tuesday of February and June  
Fee : 500 yen (Free for high school age or under)  
Access : 15 min. walk from "Sannomiya sta." of each line



### 6 MOEGI HOUSE

**Benefit : 20% discount on the admission fee (except for a combined ticket for Weathercock House and Moegi house)**

Tel : 078-222-3310  
Hours : 9:00 to 18:00  
Closed : Third Wednesday and Thursday of February  
Fee : 350 yen (free for high school age or under)  
Access : 15 min. walk from "Sannomiya sta." of each line



### 7 PLATON DECORATIVE ARTS MUSEUM (Italian House)

**Benefit : Admission fee: 500 yen for adults**


Tel : 078-271-3346  
Hours : 9:30 to 17:00  
Closed : Open all year round (may close irregularly)  
Fee : 700 yen for adults, 500 yen for high school and junior high school students, and 200 yen for elementary school students  
Access : 15 min. walk from "Sannomiya sta." of each line



### 8 KOBE KITANO MUSEUM

**Benefit : 20% discount on the admission fee \*Discount cannot be applied during the construction period.**

Tel : 078-251-0581  
Hours : 9:30 to 17:30 (Last admission: 17:00)  
Closed : Third Tuesday in general (may close irregularly, please contact)  
Fee : 500 yen for adults and 300 yen for elementary school students \*200 yen for adults and 100yen for children during the construction period  
Access : 15 min. walk from "Sannomiya sta." of each line



### 9 KAORI-NO-IE ORANDAKAN

**Benefit : 10% discount on the three-house combined ticket**


Tel : 078-261-3330  
Hours : 9:00 to 18:00 (Winter time: 9:00 to 17:00)  
Closed : Open all year round  
Fee : 700 yen for adults, 500 yen for high school and junior high school students, and 300 yen for children  
Three-house combined ticket (KAORI-NO-IE ORANDAKAN, WIEN-AUSTRIAN HOUSE and DENMARK HOUSE): 1,300 yen for adults, 1,000 yen for high school and junior high school students, and 700 yen for children  
Access : 15 min. walk from "Sannomiya sta." of each line



### 10 WIEN AUSTRIAN HOUSE

**Benefit : 10% discount on the three-house combined ticket**

Tel : 078-261-3466  
Hours : 9:00 to 18:00 (Winter time: 9:00 to 17:00)  
Closed : Open all year round.  
Fee : 500 yen for adults and 300 yen for children  
Three-house combined ticket (KAORI-NO-IE ORANDAKAN, WIEN-AUSTRIAN HOUSE, and DENMARK HOUSE): 1,300 yen for adults, 1,000 yen for high school and junior high school students, and 700 yen for children  
Access : 15 min. walk from "Sannomiya sta." of each line



### 11 DENMARK HOUSE

**Benefit : 10% discount on the three-house combined ticket**

Tel : 078-261-3591  
Hours : 9:00 to 18:00 (Winter time: 9:00 to 17:00)  
Closed : Open all year round  
Fee : DENMARK HOUSE: 500 yen for adults and 300 yen for children  
Three-house combined ticket (KAORI-NO-IE ORANDAKAN, WIEN-AUSTRIAN HOUSE, and DENMARK HOUSE): 1,300 yen for adults, 1,000 yen for high school and junior high school students, and 700 yen for children  
Access : 15 min. walk from "Sannomiya sta." of each line



### 12 UROKO-NO-IE/ UROKO MUSEUM

**Benefit : 50 yen OFF Admission fee**

Tel : 0120-888-581  
Hours : April-September: 9:30 to 18:00 / October-March: 9:30 to 17:00  
Closed : Open all year round  
Fee : 1,050 yen for adults (junior high school student and over), 200 yen for children (elementary school student)  
Access : 15 min. walk from "Sannomiya sta." of each line



### 13 YAMATE 8 BAN KAN

**Benefit : 50 yen OFF Admission fee**

Tel : 0120-888-581  
Hours : April-September: 9:30 to 18:00 / October-March: 9:30 to 17:00  
Closed : Open all year round  
Fee : 550 yen for adults (junior high school student and over), 100 yen for children (elementary school student)  
Access : 15 min. walk from "Sannomiya sta." of each line



### 14 KITANO GAIKOKUJIN CLUB

**Benefit : 50 yen OFF Admission fee**

Tel : 0120-888-581  
Hours : April-September: 9:30 to 18:00 / October-March: 9:30 to 17:00  
Closed : Open all year round  
Fee : 550 yen for adults (junior high school student and over), 100 yen for children (elementary school student)  
Access : 15 min. walk from "Sannomiya sta." of each line



### 15 SAKANOUÉ-NO-IJINKAN

**Benefit : 50 yen OFF Admission fee**

Tel : 0120-888-581  
Hours : April-September: 9:30 to 18:00 / October-March: 9:30 to 17:00  
Closed : Open all year round  
Fee : 550 yen for adults (junior high school student and over), 100 yen for children (elementary school student)  
Access : 15 min. walk from "Sannomiya sta." of each line



### 16 THE ENGLISH HOUSE

**Benefit : 50 yen OFF Admission fee**

Tel : 0120-888-581  
Hours : April-September: 9:30 to 18:00 / October-March: 9:30 to 17:00  
Closed : Open all year round  
Fee : 750 yen for adults (junior high school student and over), 100 yen for children (elementary school student)  
Access : 15 min. walk from "Sannomiya sta." of each line





### 17 YOKAN NAGAYA (FRENCH HOUSE)

Benefit : 50 yen OFF Admission fee  
Tel : 0120-888-581  
Hours : April-September: 9:30 to 18:00 / October-March: 9:30 to 17:00  
Closed : Open all year round  
Fee : 550 yen for adults (junior high school student and over), 100 yen for children(elementary school student)  
Access : 15 min. walk from "Sannomiya sta." of each line



### 19 "KOBE" TRICK ART at THE AMAZING CONSULATE

Benefit : 50 yen OFF Admission fee  
Tel : 0120-888-581  
Hours : April-September: 9:30 to 18:00 / October-March: 9:30 to 17:00  
Closed : Open all year round  
Fee : 800 yen for adults (junior high school student and over), 200 yen for children(elementary school student)  
Access : 15 min. walk from "Sannomiya sta." of each line



### 21 LUMINOUS KOBE 2

Benefit : 20% discount on the passage fare  
Tel : 078-333-8414  
Hours : 1st cruise: 12:00 to 14:00  
2nd cruise: 17:00 to 18:20 (weekdays) /16:00 to 18:00 (saturday, sunday, and holidays)  
3rd cruise: 19:00 to 21:20  
Closed : No cruises from Dec. 26 to the middle of Jan.  
Fee : 3,240 yen for adults and 1,620 yen for children  
2,160 yen for adults and 1,080 yen for children for 2 cruises on weekdays only. \*Meals are not included in the fare.  
Access : 15 min. walk from "Motomachi sta." of each line



### 23 CRUSING CAFE FANTASY

Benefit : 20% discount on the passage fare  
Tel : 078-360-0731 or 0120-370-764  
Hours : 10:00 to 17:00 (Depart on the hour. \*extra cruises at 10:00, 12:00, 17:00)  
Closed : closed irregularly  
The service will be suspended during a dry-docking period.  
Fee : 1,200 yen for adults and 600 yen for children (elementary school students)  
Access : 13 min. walk from JR "Kobe sta."



### 25 KOBE PORT TOWER

Benefit : 600 yen for adults and 250 yen for children  
Tel : 078-391-6751  
Hours : 9:00 to 21:00 (until 19:00 from December to the end of February)  
Closed : Open all year round  
Fee : 700 yen for adults (high school student and over)  
300 yen for children (junior high school and elementary school students)  
Access : 15 min. walk from "Motomachi sta." of each line



### 27 ART GALLERY KOBE HATOBA-CHO TEN X TEN

Benefit : Special postcard of Kobe Minato Picture Award-winning  
Tel : 078-351-1335  
Hours : 11:00 to 18:00 (Last admission : 17:30)  
Closed : Wednesdays (or the following day if a holiday falls on a Wed.)  
Fee : ...  
Access : 2 min. walk south from the #1 exit of "Minato Motomachi sta." (Subway)



### 29 BANDO KOBE SCIENCE MUSEUM

Benefit : Exhibition room: 540 yen for adults and 240 yen for children (ages 6-17)  
Planetarium: 360 yen for adults and 160 yen for children (ages 6-17)  
Tel : 078-302-5177  
Hours : Monday to Thursday: 9:30 to 16:30  
Friday, Saturday, Sunday, holidays, and during the spring and summer vacation periods: 9:30 to 19:00 (Last admission: 30 min. before closing time).  
Closed : Wednesdays (or the following day, if a holiday falls on Wed. Open everyday during the spring and summer vacation periods), New Year's holiday period, and other special circumstances.  
Fee : Exhibition room: 600 yen for adults and 300 yen for high school, junior high and elementary school students (ages 6-17)  
Planetarium: 400 yen for adults and 200 yen for high school, junior high and elementary school students (ages 6-17)  
Access : 3 min. walk from Port Liner "Minami Koen sta."



### 31 KOBE LAMPWORK GLASS MUSEUM

Benefit : Admission fee: 300 yen for adults and 150 yen for junior high and elementary school students  
Tel : 078-393-8500  
Hours : 10:00 to 19:00 (Last admission: 18:45)  
Closed : New Year's holiday period  
Fee : 400 yen for adults (high school age and older) and 200 yen for junior high and elementary school students  
Access : 8 min. walk from "Sannomiya sta." of each line



### 33 KOBE DOLL MUSEUM

Benefit : 20% discount on the admission fee  
Tel : 078-327-4680  
Hours : 10:00 to 19:00 (Last admission: 18:30)  
Closed : Wednesdays (or the following day if a holiday falls on Wed.)  
Fee : 500 yen for adults and 400 yen for children  
Access : 5 min. walk from "Motomachi sta." of each line



### 18 BEN'S HOUSE

Benefit : 50 yen OFF Admission fee  
Tel : 0120-888-581  
Hours : April-September: 9:30 to 18:00 / October-March: 9:30 to 17:00  
Closed : Open all year round  
Fee : 550 yen for adults (junior high school student and over), 100 yen for children(elementary school student)  
Access : 15 min. walk from "Sannomiya sta." of each line



### 20 KOBE NUNOBIKI HERB GARDENS & ROPEWAY

Benefit : 20% discount on the fare  
Tel : 078-271-1160  
Hours : Ropeway upbound schedule  
Mar.20 - Jul.19 & Sep.1 - Nov.30 : Weekdays 9:30 to 16:45  
Weekends (saturday, sunday, and holidays) 9:30 to 20:15  
Jul.20 - Aug.31 (everyday) : 9:30 to 20:15  
Dec.1 - Mar.19 (everyday) : 9:30 to 16:45  
Closed : Open all year round. \*Due to the inspection, ropeway and herb gardens are scheduled to close for a month between February and March. (The Ropeway will stop its operation and the Garden will be closed without notice in case of strong winds or lightning.)  
Fee : Admission fee (including Ropeway fare): 1,400 yen for adults and 700 yen for children; Evening Hours (after 17:00; only for Round-trip) 800 yen for adults and 500 yen for children  
Access : 5 min. walk from "Shin-Kobe sta." of each line and 10 min. on the Nunobiki Ropeway (cars are not admitted to the garden.)



### 22 KOBE CONCERTO

Benefit : 20% discount on the passage fare (reservation required) (No discount applied to the meals).  
Tel : 078-360-5600  
Hours : 10:00 to 19:00 (Reservation Center) \* Reservation required.  
Lunch cruise: ①12:00 to 14:00  
Tea Cruise: ②14:30 to 16:00  
Dinner Cruise: ③16:45 to 18:30 ④19:00 to 21:10  
Closed : June 13, 2017 and January 15 to February 2, 2018  
Fee : ①2,900 yen ②2,200 yen ③2,500 yen ④3,000 yen (Tax not included)  
Meals are not included in the fare.  
Access : 10 min. walk from JR "Kobe sta."



### 24 KOBE BAY CRUISE

Benefit : 200 yen discount on the passage fare  
Tel : 078-360-0039  
Hours : 10:45 to 16:45; extra cruises are operated on Saturday, Sunday, and Public holidays.  
Closed : Open all year round (subject to change without notice)  
Fee : 1,100 yen for adults, 900 yen for high school and junior high school students and 550 yen for elementary school students  
Access : 10 min. walk from JR "Kobe sta."



### 26 KOBE MARITIME MUSEUM / KAWASAKI GOOD TIMES WORLD

Benefit : 100 yen OFF Admission fare for adults (high school age and over) and 50 yen OFF for junior high and elementary school students.  
Tel : 078-327-8983  
Hours : 10:00 to 17:00 (Last admission: 16:30)  
Closed : Mondays (or the following day if a national holiday falls on a Mon.) and Dec.29 - Jan.3  
Fee : 600 yen for adults  
250 yen for children  
Access : 15 min. walk from "Motomachi sta." of each line



### 28 UCC COFFEE MUSEUM

Benefit : 240 yen for adults (high school age and over)  
Tel : 078-302-8880  
Hours : 10:00 to 17:00 (Last admission: 16:30)  
Closed : Mondays (or the following day if a holiday falls on a Mon.), New Year's holiday period  
Fee : 300 yen for adults (high school age and over), free for junior high school student and under  
Access : 1 min. walk from Port Liner "Minami Koen sta."



### 30 KOBE ANIMAL KINGDOM

Benefit : 20% discount on the admission  
Adult: 1,500 yen → 1,200 yen; Seniors (over 65): 1,100 yen → 900 yen;  
Children: 800 yen → 650 yen; 4-5 years old: 300 yen → 250 yen  
Tel : 078-302-8899  
Hours : Sat., Sun., and public holidays: 10:00 to 17:30 (Last admission: 17:00)  
Weekdays: 10:00 to 17:00 (Last admission: 16:30)  
\*subject to change during winter season  
Closed : Thursdays (open if a public holiday falls on Thursday, during spring vacation period, Golden Week season, summer vacation period and New Year's holiday season)  
Fee : 1,500 yen for adults (junior high school age and over), 800 yen for children (elementary school student), 300 yen for infant (4 and 5 years old), 1,100 yen for senior (over 65)  
Access : 1 min. walk from Port Liner "K Computer Mae ("Kobe Dobutsu-Okoku-Mae") sta."



### 32 KOBE CITY MUSEUM

Benefit : Group discount rate applicable.  
Regular exhibition: 160 yen for adults, 120 yen for university and high school students, and 70 yen for junior high and elementary school students  
Special exhibition: varies depending on each exhibition  
Tel : 078-391-0035  
Hours : 10:00 to 17:00 (Last admission : 16:30)  
\*Special exhibition: varies depending on each exhibition  
Closed : Mondays (or the following day if a holiday falls on Mon.) and New Year's holiday period (may be temporarily closed without notice.)  
Fee : Regular exhibition: 200 yen for adults, 150 yen for university and high school students, and 100 yen for junior high and elementary school students  
Special exhibition: varies depending on each exhibition  
Access : 10 min. walk southwest from "Sannomiya sta." of JR, Subway and Port liner or "Kobe Sannomiya sta." of Hanshin and Hankyu.



### 34 SORAKUEN GARDEN

Benefit : 20% discount on the admission fee  
Tel : 078-351-5155  
Hours : 9:00 to 17:00 (Last admission: 16:30)  
Closed : Thursdays (or the following day if a holiday falls on Thurs.) and New Year's holiday period  
Fee : 300 yen for adults and 150 yen for junior high and elementary school students  
Access : 10 min. walk from "Motomachi sta." of each line



### 35 TAKENAKA CARPENTRY TOOLS MUSEUM

Benefit : Admission fee: 400 yen  
Tel : 078-242-0216  
Hours : 9:30 to 16:30 (Last admission: 16:00)  
Closed : Mondays (or the following day if a holiday falls on Mon.) and New Year's holiday period  
Fee : 500 yen for adults, 300 yen for university and high school students, and free for junior high and elementary school students  
Access : 3min. walk from "Shin-Kobe sta." of each line



### 36 KOBE WATER SCIENCE MUSEUM

Benefit : 30% discount on the admission fee  
Tel : 078-351-4488  
Hours : 9:30 to 16:30 (Last admission: 16:00)  
Closed : Mondays (or the following day if a holiday falls on Mon.) and New Year's holiday period(Dec.28 - Jan.4)  
Fee : Admission fee: 200 yen for adults and 100 yen for children (ages 6-17)  
Access : Take City Bus No. 7 and get off at "Kusudanicho" stop



## Arima Onsen · Mt. Rokko

37 » 50

### 37 ROKKO ARIMA ROPEWAY

Benefit : 20% discount on the fare  
Tel : 078-891-0031  
Hours : 9:30 to 17:10 from Apr.1 to Jul.19 and Sep.1 to Mar. 31  
9:30 to 21:30 from Jul. 20 to Aug. 31  
9:30 to 20:50 on Saturdays from Apr. 1 to Jul. 19 and Sep. 1 to Sep. 30  
9:30 to 20:30 on Saturdays from Oct. 1 to Nov. 30  
9:30 to 18:10 on Sundays and holidays from Apr. 1 to Jul. 19 and Sep. 1 to Oct. 31  
Closed : Open all year round (closed for 2 weeks in January and February for inspections)  
Fee : Round-trip fare: 1,820 yen for adults and 910 yen for children  
One-way fare: 1010 yen for adults and 510 yen for children  
Access : Rokko-Sancho sta.: Take the Mt. Rokko Sanjo Bus from Rokko Cable "Sanjo sta.", get off at "Ropeway Sancho" sta.  
Arima Onsen Sta.: 15 min. walk from Kobe Dentetsu Railway "Arima Onsen sta."



### 39 ARIMA HOT SPRING GIN NO YU SPA

Benefit : 20% discount on the bathing fee  
Tel : 078-904-0256  
Hours : 9:00 to 21:00 (Last admission: 20:30)  
Closed : 1st and 3rd Tue. and Jan. 1  
Fee : 550 yen for adults, 290 yen for children, and 120 yen for infants (ages 3 or over)  
Access : 10 min. walk from Kobe Dentetsu Railway "Arima Onsen" sta.



### 41 "TAIKO-NO-YUDONO" MUSEUM

Benefit : 50% discount on the admission fee  
Tel : 078-904-4304  
Hours : 9:00 to 17:00 (Last admission: 16:30)  
Closed : 2nd wednesday  
Fee : 200 yen for adults and 100 yen for elementary school students  
Access : 8 min. walk from Kobe Dentetsu Railway "Arima Onsen sta."



### 43 THE PHILATELIC CULTURE MUSEUM ARIMA, KOBE

Benefit : 400 yen for adults and 150 yen for high school and junior high school students  
Tel : 078-904-0024  
Hours : 10:00 to 16:00 (Last admission: 15:30)  
Closed : Tuesdays (or the following day if a holiday falls on Tue.)  
Fee : 500 yen for adults, 200 yen for high school and junior high school students, free for elementary school students and under.  
Access : 8 min. walk from Kobe Dentetsu Railway "Arima Onsen sta."



### 45 ROKKOSAN COUNTRY HOUSE

Benefit : 100 yen discount for adults and 50 yen discount for children on the admission fee. \*this discount can not be combined with any other offers)  
Tel : 078-891-0366  
Hours : 10:00 to 17:00 (Last admission: 16:30)  
Closed : Thursdays from Apr. 20 to Jun. 8 (except May 4) and Sep. 7  
Fee : 620 yen for adults (junior high school age and over) and 310 yen for children (ages 4 to elementary school student)  
Access : Take the Mt. Rokko Sanjo Bus from Rokko Cable "Sanjo sta.", get off at "Country House" stop.



### 38 ARIMA ORIGINAL HOT SPRING KIN NO YU SPA

Benefit : 20% discount on the bathing fee  
Tel : 078-904-0690  
Hours : 8:00 to 22:00 (Last admission: 21:30)  
Closed : 2nd and 4th Tue. and Jan.1  
Fee : 650 yen for adults, 340 yen for children, and 140 yen for infants (ages 3 and over)  
Access : 5 min. walk from Kobe Dentetsu Railway "Arima Onsen sta."



### 40 ARIMA HOT SPRING TAIKO-NO-YU

Benefit : Weekdays: 2,000 yen for adults [Code: 2638] and 1,000 yen for children [Code: 2639]  
Sat., Sun., Holidays and special days: 2,200 yen for adults [Code: 2638] and 1,100 yen for children [Code: 2639] valid until Mar.31 in 2018  
Tel : 078-904-2291  
Hours : 10:00 to 23:00 (Last admission: 22:00)  
Closed : Closed irregularly. Closed: May 9 and Sep. 5 & 6, 2017 and Jan. 10, 2018  
Fee : Weekdays: 2,400 yen for adults, 1,200 yen for children (ages 6-12), and 400 yen for infants (ages 3-5). Sat., Sun., holidays and special days: 2,600 yen for adults, 1,300 yen for children, and 500 yen for infants. \* hot spring tax occurs  
Access : 7 min. walk from Kobe Dentetsu Railway "Arima Onsen sta." (Free shuttle bus from the station available)



### 42 ARIMA TOYS & AUTOMATA MUSEUM

Benefit : 600 yen for adults (junior high school age and over) and 400 yen for children  
Tel : 078-903-6971  
Hours : 9:30 to 18:00  
Closed : Closed irregularly  
Fee : 800 yen for adults (junior high school age and over) and 500 yen for children  
Access : 3 min. walk from Kobe Dentetsu Railway "Arima Onsen sta."



### 44 ROKKO INTERNATIONAL MUSICAL BOX MUSEUM

Benefit : 930 yen for adults (junior high school age and over) and 460 yen for children (ages 4 to elementary school students)  
Tel : 078-891-1284  
Hours : 10:00 to 17:00 (Last admission: 16:20)  
Closed : Sep. 7, any Thu. between Nov.30 - Mar.15, Dec. 31, and Jan. 1  
Fee : 1,030 yen for adults (junior high school age and over)  
510 yen for children (ages 4 to elementary school students)  
Access : Take the Mt. Rokko Sanjo Bus from Rokko Cable "Sanjo sta.", get off at "Orugoru-Museum Mae" stop.



### 46 Mt. ROKKO FIELD ATHLETICS

Benefit : 100 yen discount for adults and 50 yen discount for children on the admission fee. \*this discount can not be combined with any other offers.  
Tel : 078-891-0366  
Hours : 10:00 to 17:00 (Last admission: 15:30)  
Closed : Thursdays (except May, 4, Jul. 20 - Aug. 31, Nov. 23), Apr. 10 - Apr.14  
Fee : 930 yen for adults (junior high school age and over) and 510 yen for children (ages 4 to elementary school age)  
Access : Take the Mt. Rokko Sanjo Bus from Rokko Cable "Sanjo sta.", get off at "Ropeway Sancho sta." stop



## ≡ Coupon




### 47 ROKKO SNOW PARK

Benefit : 200 yen discount for adults and 100 yen discount for children on the admission fee. \*this discount can not be combined with any other offers.

Tel : 078-891-0366  
 Hours : [Skiing] Mon. to Thurs.(except special holidays): 9:00 to 19:00; Fri., and special holidays: 9:00 to 22:00. [Snow Land] 9:00 to 17:00. [Snowboarding] Mon. to Thurs. (except special holidays): 9:00 to 19:00; Fri.: 9:00 to 22:00; Special holidays: 16:00 to 22:00.  
 \*Special holidays: Saturdays, Sundays, Public holidays and Winter holidays  
 Closed : Open during winter season only (with no closing days.)  
 \*subject to change or closed without notice due to weather condition and events.  
 Fee : Daytime [9:00-15:30]: 2,100 yen for adults (junior high school age and over) and 1,050 yen for children (ages 3 to elementary school age). Nighttime [16:00-21:30]: 2,600 yen for adults and 1,550 yen for children; [16:00-18:30]: 2,100 yen for adults and 1,050 yen for children (the nighttime fees include a lift pass.)  
 Access : Take the Mt.Rokko Sanjo Bus from Rokko Cable "Sanjo sta.", get off at "Rokkosan Snow Park" stop



### 48 ROKKO GARDEN TERRACE

Benefit : - Special complimentary picture postcards for customers who dine at Granite Café, Rokko View Palace, and Rokko Genghis Khan Palace  
 - 50 yen discount on Rokko-Shidare Observatory admission fee

Tel : 078-894-2281  
 Hours : Granite Café: From 11:00, Rokko View Palace: From 11:00, Rokko Genghis Khan Palace: From 11:00, Rokko-Shidare Observatory: From 10:00  
 \*subject to change due to weather condition, season etc.  
 Closed : Open all year round (closed irregularly in winter depending on the store)  
 Closed: Mar. 6(Tue.) and 7(Wed.), 2018  
 Fee : Rokko-Shidare Observatory: 300 yen for adults (junior high school age and over) and 200 yen for children (ages 4 to elementary school age)  
 Access : Take the Mt.Rokko Sanjo Bus from Rokko Cable "Sanjo sta.", get off at "Rokko Garden Terrace" stop



### 57 KOBE CITY OJI ZOO

Benefit : Complimentary 2 original postcards

Tel : 078-861-5624  
 Hours : 9:00 to 17:00 (Last admission 16:30)  
 \* 9:00 to 16:30 from Nov. to Feb. (Last admission: 16:00).  
 Closed : Wednesdays (open if a holiday falls on Wed.) and Dec.29 - Jan.1.  
 Fee : 600 yen for adults (ages 15 or over) and free for elementary and junior high school students, and infants  
 Access : 3 min. walk from Hankyu "Oji-Koen sta."



### 58 HYOGO PREFECTURAL MUSEUM OF ART

Benefit : Group discount rate applicable to regular (Kenbi Premium) and special exhibitions

Tel : 078-262-0901  
 Hours : 10:00 to 18:00, and until 20:00 on Friday and Saturday during special exhibitions. (Last admission: 30 min. before closing time)  
 Closed : Mondays (or the following day if a holiday falls on Mon.), New Year's holiday period (Dec. 31 and Jan. 1), Closed due to the maintenance work after January, for more details, please contact.  
 Fee : Regular exhibition (Kenbi Premium): 510 yen (410 yen) for adults, 410 yen (330 yen) for university students, 260 yen (210 yen) for high school students, 255 yen (205 yen) for senior (over 65) and people with disabilities; Special exhibition: varies with each exhibition. Group rates in brackets.  
 Access : About 10 min-walk from JR "Nada sta."



### 49 THE KOBE MUNICIPAL ARBORETUM

Benefit : 20% discount on the admission fee

Tel : 078-591-0253  
 Hours : 9:00 to 17:00 (Last admission 16:30)  
 Closed : Wednesdays (or the following day if a holiday falls on Wednesday)  
 Fee : 300 yen for adults and 150 yen for children (junior high and elementary school students)  
 Access : Shuttle bus from Kobe Dentetsu Railway "Kita Suzurandai sta." (one service per hour)



### 50 KOBE ROKKOSAN PASTURE

Benefit : 100 yen discount on the admission fee for adult, 40 yen for children (elementary and junior high school students)

Tel : 078-891-0280  
 Hours : 9:00 to 17:00  
 9:00 to 17:30 (Saturday, Sunday and Holidays from Apr. 1 to Oct. 31, and from Aug. 1 to Aug. 31)  
 \*Last admission: 30 min. before closing time  
 Closed : Tuesdays from Nov. to Early Mar. (or the following day if a holiday falls on the Tuesday), and Dec. 29 to Jan. 3  
 Closed on weekdays in mid-Jan. to late Jan. due to the facility inspection.  
 \*Please check the website for more details.  
 Fee : 500 yen for adults and 200 yen for children (elementary school and junior high school students)  
 Access : Take the Rokko Maya Sky shuttle bus from Rokko Cable "Sanjo sta.", get off at "Rokkosan Bokujo" stop



## Eastern Kobe

51 » 59

### 51 THE KIKU-MASAMUNE SAKE BREWERY MUSEUM

Benefit : Special complimentary gift

Tel : 078-854-1029  
 Hours : 9:30 to 16:30 (Last admission: 16:00)  
 Closed : New Year's holiday period (Dec.31 to Jan. 3)  
 Fee : Free \* Free sake tasting available  
 Access : 10 min. walk from Hanshin "Uozaki sta."



### 52 THE HAKUTSURU SAKE BREWERY MUSEUM

Benefit : Free sake tasting available

Tel : 078-822-8907  
 Hours : 9:30 to 16:30 (Last admission: 16:00)  
 Closed : New Year's holiday period and mid-August  
 Fee : Free  
 Access : 5 min. walk from Hanshin "Sumiyoshi sta."



### 53 SAWANOTSURU SAKE MUSEUM

Benefit : Small gift

Tel : 078-882-7788  
 Hours : 10:00 to 16:00  
 Closed : Wednesdays (open if a holiday falls on Wed.) Obon period in summer, New Year's holiday period  
 Fee : Free  
 Access : 10 min. walk from Hanshin "Oishi sta."



### 54 KOBE CITY KOISO MEMORIAL MUSEUM OF ART

Benefit : Group discount rate applicable

Tel : 078-857-5880  
 Hours : 10:00 to 17:00 (Last admission 16:30)  
 Closed : Mondays (or the following day if a holiday falls on Mon.), New Year's holiday period.  
 (may temporarily closed without notice)  
 Fee : Regular exhibition: 200 yen for adults, 150 yen for university and high school students, and 100 yen for junior high and elementary school students  
 Special exhibition: admission varies with each exhibition.  
 Access : 1 min. walk from Rokko Liner "Island Kitaguchi sta."



### 55 KOBE FASHION MUSEUM

Benefit : Group discount rate applicable.  
 Complimentary Kobe Fashion Museum note pad.

Tel : 078-858-0050  
 Hours : 10:00 to 18:00 (Last admission 17:30)  
 Closed : Mondays (or the following weekday if a holiday falls on Mon.), New Year's holiday period, closed irregularly while exhibitions are changed  
 Fee : Exhibition room: 400 yen for adults and 200 yen for elementary school ages to high school ages and ages 65 or over  
 Access : 1 min. walk from Rokko Liner "Island Center" sta.



### 56 KOBE ARTISTS MUSEUM

Benefit : Group discount rate applicable.

Tel : 078-858-1020  
 Hours : 10:00 to 17:00 (Last admission 16:30)  
 Closed : Mondays (or the following day if a holiday falls on Mon.), New Year's holiday period  
 Fee : Exhibition room: 200 yen for adults and 100 yen for elementary school ages to high school ages and senior (over 65.) Extra charge applied for special exhibitions  
 Access : 1 min. walk from Rokko Liner "Island Center sta."



## Western Kobe

60 » 68

### 60 SUMA AQUALIFE PARK

Benefit : 200 yen discount for adults and 100 yen discount for children under 18

Tel : 078-731-7301  
 Hours : 9:00 to 17:00 (hours will be extended depending on the season)  
 \*Last admission: 1 hr. before closing time  
 Closed : Wednesdays from Dec. to Feb. (except for national holidays; open every day from Mar. to Nov.) Closed on Dec. 1, 2017 and Feb. 13, 2018 due to construction.  
 Fee : 1,300 yen for Adult (ages 18 or over)  
 800 yen for high school student (ages 15 - 17)  
 500 yen for elementary and junior high school students  
 Access : 5 min. walk south from JR "Suma Kaihin Koen sta."



### 62 MAIKO MARINE PROMENADE

Benefit : Group discount rate applicable.  
 Adults: 250 yen (Sat., Sun., and public holidays)/ 210 yen for weekdays. Free for children (junior high school ages and under)

Tel : 078-785-5090  
 Hours : 9:00 to 18:00 (until 19:00 during Golden Week and the summer vacation period). 6:30 to 12:00 on Jan.1, and 10:00 to 15:00 on Jan.2-3.  
 Last admission: 30 min. before closing time.  
 Closed : Open everyday from Apr. to Sep. Closed: 2nd Mondays from Oct. to Mar. (or the following weekday if holiday falls on Mon.) and Dec. 29 to Dec. 31  
 Fee : Adults: 310 yen (Sat., Sun., and public holidays) or 250 yen on weekdays. High school students and senior (over 65): 150 yen (Sat., Sun., and public holidays) or 120 yen on weekdays. Free for children (junior high school students and under)  
 Access : 5 min. walk from JR "Maiko sta."/ Sanyo "Maiko Koen sta."



### 64 SUMA MARINE FISHING PARK

Benefit : Fishing fee: 600 yen for adults, 350 yen for children

Tel : 078-735-2907  
 Hours : 6:00 to 18:00 (subject to change depending on seasons)  
 Closed : Tuesdays (open if a holiday falls on Tue.; Open every day during the summer vacation period) and Jan.1  
 Fee : Admission fee: 200 yen for adults (ages 16 and over) and 100 yen for children (ages 6-15)  
 Basic fishing fee: 1,200 yen for adults and 700 yen for children  
 Access : 3 min. walk from "Sumaura Koen sta."



### 61 SUMA RIKYU PARK

Benefit : 20% discount on the admission fee (color copies accepted/ black and white copied coupons not valid)

Tel : 078-732-6688  
 Hours : 9:00 to 17:00 (Last admission: 30 min. before closing time).  
 Seasonally open until evening  
 Closed : Thursdays (or the following day if a holiday falls on Thurs.) and Dec.29 - Jan.3  
 Fee : 400 yen for adults and 200 yen for elementary school and junior high students  
 Access : 10 min. walk from Sanyo Railway "Tsukimiyama sta."



### 63 SUN YAT-SEN (Son Bun) MEMORIAL HALL

Benefit : 200 yen for adults

Tel : 078-783-7172  
 Hours : 10:00 to 17:00 (Last admission: 30 min. before closing time)  
 Closed : Mondays (or the following day if a holiday falls on Mon.) and Dec.29 - Jan.3  
 Fee : 300 yen for adults and 150 yen for elementary and junior high school students  
 Access : 5 min. walk from JR "Maiko sta."



### 65 HIRAIISO MARINE FISHING PARK

Benefit : Fishing fee: 500 yen for adults, 300 yen for children

Tel : 078-753-3973  
 Hours : 6:00 to 18:00 (subject to change depending on seasons)  
 Closed : Thursdays (open if a holiday falls on Thurs., open every day during the summer holiday period) and Dec.29-Jan.3.  
 Fee : Admission fee: 200 yen for adults (ages 16 and over) and 100 yen for children (ages 6-15)  
 Basic fishing fee: 1,000 yen for adults and 600 yen for children  
 Access : 3 min. walk from "Higashi Tarumi sta."



### 66 MARINE PIA KOBE SAKANA-NO-GAKKO

Benefit : Complimentary house-made salt (50g).

Tel : 078-706-5550  
 Hours : 10:00 to 17:00 (Last admission: 16:30)  
 Closed : Wednesdays (or the following day if a holiday falls on Wed.) and Dec.28-31(Open from Jan. 1 to Jan. 4)  
 Fee : -  
 Access : 10 min. walk from JR "Tarumi sta."



### 68 BRIDGE EXHIBITION CENTER ("Hashi-no-Kagaku-Kan")

Benefit : Group discount rate applicable  
 270 yen for adults and 130 yen for elementary and junior high school students

Tel : 078-784-3339  
 Hours : 9:15-17:00  
 9:15-18:00 (Jul. 20 - Aug. 31)  
 9:15-16:30 (Dec.1 - Feb. 28)  
 \* Last admission: 30 min. prior to closing time  
 Closed : Mondays (or the following day if a holiday falls on Mon.), Dec.29-Jan.3.  
 \* Open every day from Jul.20 - Aug.31 & during Golden Week  
 Fee : 310 yen for adults, 150 yen for elementary and junior high school students, 200 yen for seniors (over 65)  
 Access : 5 min. walk from JR "Maiko sta."



## Coupon

KOBE WELCOME COUPON  
**COUPON**  
 2017.4.1 ~ 2018.3.31

KOBE WELCOME COUPON  
**COUPON**  
 2017.4.1 ~ 2018.3.31

KOBE WELCOME COUPON  
**COUPON**  
 2017.4.1 ~ 2018.3.31

KOBE WELCOME COUPON  
**COUPON**  
 2017.4.1 ~ 2018.3.31

KOBE WELCOME COUPON  
**COUPON**  
 2017.4.1 ~ 2018.3.31

KOBE WELCOME COUPON  
**COUPON**  
 2017.4.1 ~ 2018.3.31

KOBE WELCOME COUPON  
**COUPON**  
 2017.4.1 ~ 2018.3.31

KOBE WELCOME COUPON  
**COUPON**  
 2017.4.1 ~ 2018.3.31

KOBE WELCOME COUPON  
**COUPON**  
 2017.4.1 ~ 2018.3.31

KOBE WELCOME COUPON  
**COUPON**  
 2017.4.1 ~ 2018.3.31

KOBE WELCOME COUPON  
**COUPON**  
 2017.4.1 ~ 2018.3.31

KOBE WELCOME COUPON  
**COUPON**  
 2017.4.1 ~ 2018.3.31